



Catalog Number: JX10181

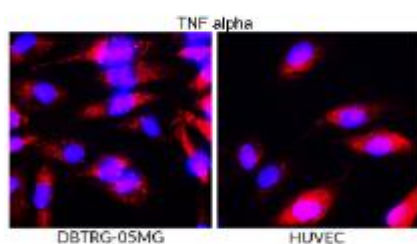
Package size: 25, 100µl

Store at: -20°C

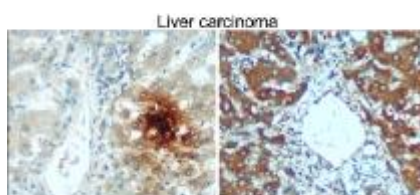
## TNF alpha antibody

<b>Product Name</b>	TNF alpha antibody
<b>Product Number</b>	JX10181
<b>Host</b>	Rabbit
<b>Clonality</b>	Polyclonal
<b>Application</b>	WB, ICC/IF, IHC-P
<b>Species Reactivity</b>	Human, Mouse
<b>Isotype</b>	IgG
<b>Storage</b>	Store as concentrated solution. Centrifuge briefly prior to opening vial. For short-term storage (1-2 weeks), store at 4°C. For long-term storage, aliquot and store at -20°C or below. Avoid multiple freeze-thaw cycles.
<b>Storage Buffer</b>	100mM Tris Glycine, 20% Glycerol (pH7) contains 0.025% ProClin 300
<b>Form</b>	Liquid
<b>Recommended Applications Dilutions</b>	Western Blot 1:500-1:1500 Immunocytochemistry / Immunofluorescence 1:200-1:300 Immunohistochemistry (Paraffin) 1:100-1:200
<b>Notes</b>	Gently mix before use. Optimal concentrations and conditions for each application should be determined by the user.

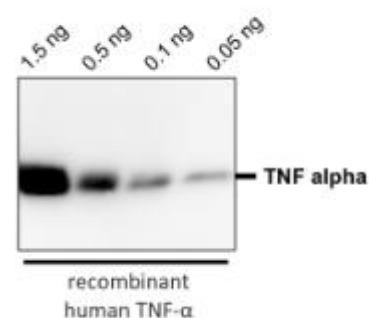
ICC/IF analysis of 4% paraformaldehyde fixed cells using JX10181 TNF alpha antibody (Red) counterstained with DAPI (blue).  
Permeabilization: 0.1% NP-40 for 10 min at RT  
Dilution: 1:200



IHC-P analysis of human liver cancer tissue section using JX10181 TNF alpha antibody.  
Dilution: 1:150



WB analysis of various sample extracts using JX10181 TNF alpha antibody.  
Loading amount: 50 µg per lane  
Dilution: 1:700



WB analysis of various sample extracts  
using JX10181 TNF alpha antibody.  
Loading amount: 50 µg per lane  
Dilution: 1:700

