



Catalog Number: JX10153

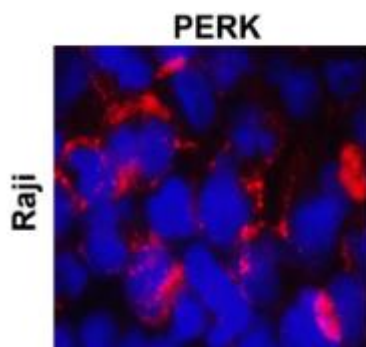
Package size: 25, 100µl

Store at: -20°C

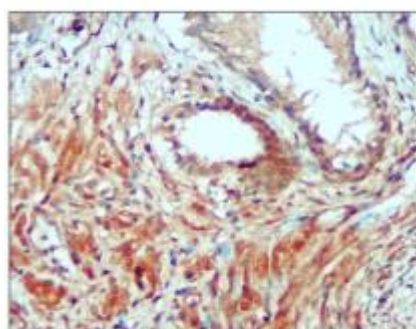
PERK / EIF2AK3 antibody

Product Name	PERK / EIF2AK3 antibody
Product Number	JX10153
Host	Rabbit
Clonality	Polyclonal
Application	WB, ICC/IF, IHC-P
Species Reactivity	Human, Mouse
Isotype	IgG
Storage	Store as concentrated solution. Centrifuge briefly prior to opening vial. For short-term storage (1-2 weeks), store at 4°C. For long-term storage, aliquot and store at -20°C or below. Avoid multiple freeze-thaw cycles.
Storage Buffer	100mM Tris Glycine, 20% Glycerol (pH7) contains 0.025% ProClin 300
Form	Liquid
Recommended Applications Dilutions	Western Blot 1:500 Immunocytochemistry / Immunofluorescence 1:300–1:500 Immunohistochemistry (Paraffin) 1:100-1:200
Notes	Gently mix before use. Optimal concentrations and conditions for each application should be determined by the user.

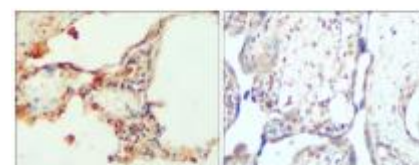
ICC/IF analysis of 4% paraformaldehyde fixed cells using JX10153 PERK / EIF2AK3 antibody (Red) counterstained with DAPI (blue).
Permeabilization: 0.1% NP-40 for 10 min at RT
Dilution: 1:400



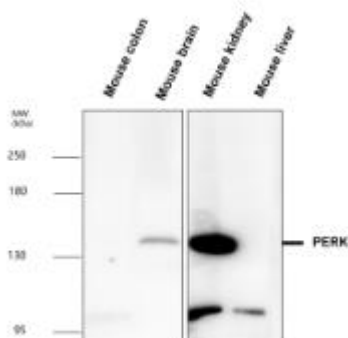
IHC-P analysis of human cancer tissue section using JX10153 PERK / EIF2AK3 antibody.
Dilution: 1:200




IHC-P analysis of human cancer tissue section using JX10153 PERK / EIF2AK3 antibody.
Dilution: 1:200



WB analysis of various sample extracts
using JX10153 PERK / EIF2AK3 antibody.
Loading amount: 60 µg per lane
Dilution: 1:500



WB analysis of various sample extracts
using JX10153 PERK / EIF2AK3 antibody.
Loading amount: 60 µg per lane
Dilution: 1:500



WB analysis of various sample extracts
using JX10153 PERK / EIF2AK3 antibody.
Loading amount: 60 µg per lane
Dilution: 1:500

