

Catalog Number: JX10102

Package size: 25, 100µl

Store at: -20°C

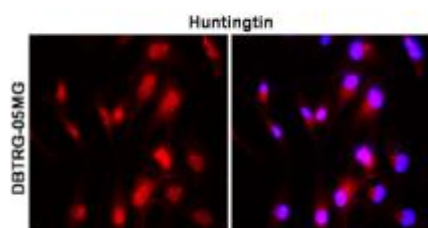
Huntingtin antibody

Product Name	Huntingtin antibody
Product Number	JX10102
Host	Rabbit
Clonality	Polyclonal
Application	WB, ICC/IF
Species Reactivity	Human, Mouse, Rat
Isotype	IgG
Storage	Store as concentrated solution. Centrifuge briefly prior to opening vial. For short-term storage (1-2 weeks), store at 4°C. For long-term storage, aliquot and store at -20°C or below. Avoid multiple freeze-thaw cycles.
Storage Buffer	100mM Tris Glycine, 20% Glycerol (pH7) contains 0.025% ProClin 300
Form	Liquid
Recommended Applications Dilutions	Western Blot 1:1000-1:2000 Immunocytochemistry / Immunofluorescence 1:200-1:500
Notes	Gently mix before use. Optimal concentrations and conditions for each application should be determined by the user.

ICC/IF analysis of 4% paraformaldehyde fixed cells using JX10102 Huntingtin antibody (Red) counterstained with DAPI (blue).

Permeabilization: 0.1% NP-40 for 10 min at RT

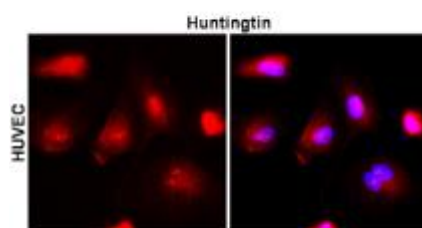
Dilution: 1:200



ICC/IF analysis of 4% paraformaldehyde fixed cells using JX10102 Huntingtin antibody (Red) counterstained with DAPI (blue).

Permeabilization: 0.1% NP-40 for 10 min at RT


Dilution: 1:200



WB analysis of various sample extracts using JX10102 Huntingtin antibody.

Loading amount: 60 µg per lane

Dilution: 1:1000



WB analysis of various sample extracts
using JX10102 Huntingtin antibody.

Dilution: 1:1000

