

Catalog Number: JX10096
Package size: 25, 100µl
Store at: -20°C

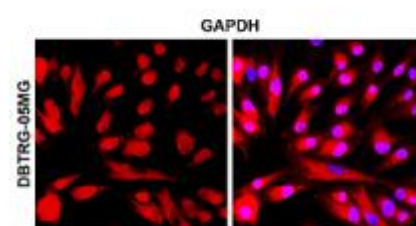
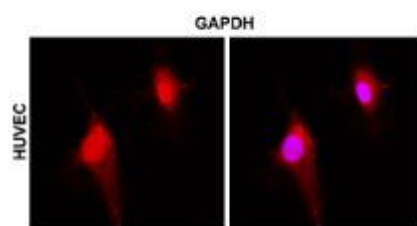
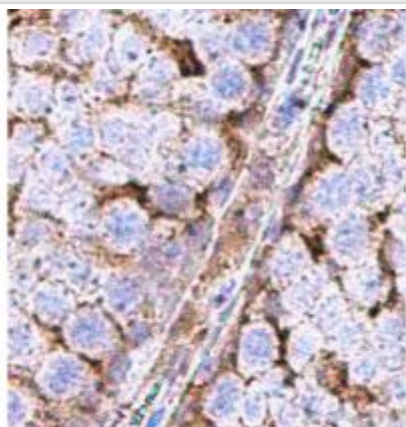
GAPDH antibody

Product Name	GAPDH antibody
Product Number	JX10096
Host	Rabbit
Clonality	Polyclonal
Application	WB, ICC/IF, IHC-P
Species Reactivity	Human, Mouse, Rat
Isotype	IgG
Storage	Store as concentrated solution. Centrifuge briefly prior to opening vial. For short-term storage (1-2 weeks), store at 4°C. For long-term storage, aliquot and store at -20°C or below. Avoid multiple freeze-thaw cycles.
Storage Buffer	100mM Tris Glycine, 1% BSA, 20% Glycerol (pH7) contains 0.025% ProClin 300
Form	Liquid
Recommended Applications Dilutions	Western Blot 1:5000-1:10000 Immunocytochemistry / Immunofluorescence 1:200-1:500 Immunohistochemistry (Paraffin) 1:400-1:600
Notes	Gently mix before use. Optimal concentrations and conditions for each application should be determined by the user.

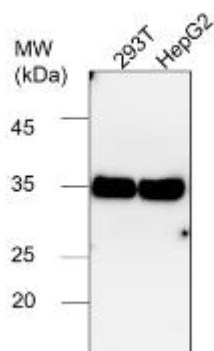
IHC-P analysis of mouse testis tissue section using JX10096 GAPDH antibody.
Dilution: 1:400

ICC/IF analysis of 4% paraformaldehyde fixed cells using JX10096 GAPDH antibody (Red).
Permeabilization: 0.1% NP-40 for 10 min at RT
Dilution: 1:200

ICC/IF analysis of 4% paraformaldehyde fixed cells using JX10096 GAPDH antibody (Red).
Permeabilization: 0.1% NP-40 for 10 min at RT
Dilution: 1:200



WB analysis of various sample extracts
using JX10096 GAPDH antibody.
Loading amount: 20 µg per lane
Dilution: 1:5000



WB analysis of various sample extracts
using JX10096 GAPDH antibody.
Loading amount: 20 µg per lane
Dilution: 1:5000

