



Catalog Number: JX10009

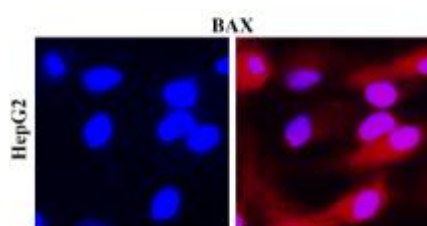
Package size: 25, 100µl

Store at: -20°C

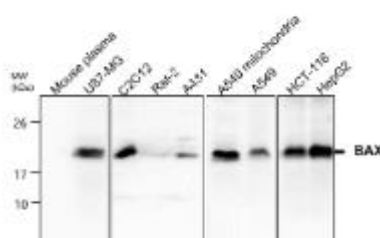
BAX antibody

Product Name	BAX antibody
Product Number	JX10009
Host	Rabbit
Clonality	Polyclonal
Application	WB, ICC/IF, IHC-P
Species Reactivity	Human, Mouse, Rat
Isotype	IgG
Storage	Store as concentrated solution. Centrifuge briefly prior to opening vial. For short-term storage (1-2 weeks), store at 4°C. For long-term storage, aliquot and store at -20°C or below. Avoid multiple freeze-thaw cycles.
Storage Buffer	100mM Tris Glycine, 20% Glycerol (pH7) contains 0.025% ProClin 300
Form	Liquid
Recommended Applications Dilutions	Western Blot 1:1000-1:2000 Immunocytochemistry / Immunofluorescence 1:200-1:400 Immunohistochemistry (Paraffin) 1:100-1:250
Notes	Gently mix before use. Optimal concentrations and conditions for each application should be determined by the user.

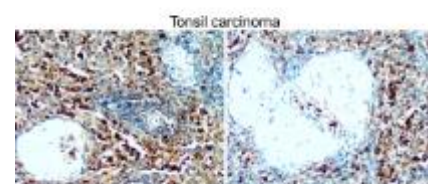
ICC/IF analysis of 4% paraformaldehyde fixed cells using JX10009 BAX antibody (Red) counterstained with DAPI (blue).
Permeabilization: 0.1% NP-40 for 10 min at RT
Dilution: 1:300



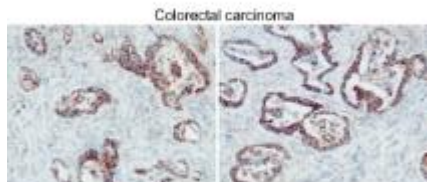
WB analysis of various sample extracts using JX10009 BAX antibody.
Loading amount: 45 µg per lane
Dilution: 1:1000



IHC-P analysis of human cancer tissue section using JX10009 BAX antibody.
Dilution: 1:200



IHC-P analysis of human colorectal cancer tissue section using JX10009 BAX antibody.
Dilution: 1:200



IHC-P analysis of human tonsil carcinoma tissue section using JX10009 BAX antibody.
Dilution: 1:200

