

Catalog Number: JX10004

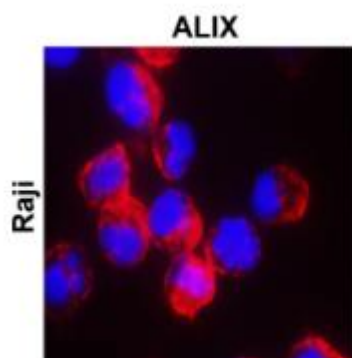
Package size: 25, 100µl

Store at: -20°C

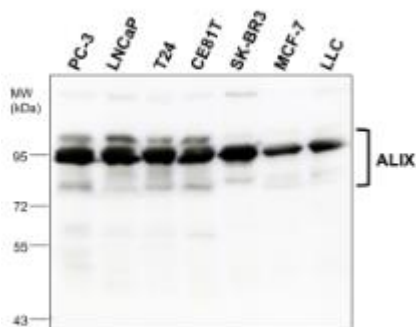
ALIX antibody

Product Name	ALIX antibody
Product Number	JX10004
Host	Rabbit
Clonality	Polyclonal
Application	WB, ICC/IF, IHC-P
Species Reactivity	Human, Mouse, Rat
Isotype	IgG
Storage	Store as concentrated solution. Centrifuge briefly prior to opening vial. For short-term storage (1-2 weeks), store at 4°C. For long-term storage, aliquot and store at -20°C or below. Avoid multiple freeze-thaw cycles.
Storage Buffer	100mM Tris Glycine, 20% Glycerol (pH7) contains 0.025% ProClin 300
Form	Liquid
Recommended Applications Dilutions	Western Blot 1:1000-1:2000 Immunocytochemistry / Immunofluorescence 1:400-1:600 Immunohistochemistry (Paraffin) 1:200-1:300
Notes	Gently mix before use. Optimal concentrations and conditions for each application should be determined by the user.

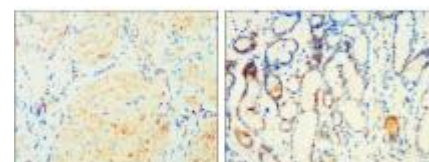
ICC/IF analysis of 4% paraformaldehyde fixed cells using JX10004 ALIX antibody (Red) counterstained with DAPI (blue).
Permeabilization: 0.1% NP-40 for 10 min at RT
Dilution: 1:400



WB analysis of various sample extracts using JX10004 ALIX antibody.
Loading amount: 35 µg per lane
Dilution: 1:1000




IHC-P analysis of human cancer tissue section using JX10004 ALIX antibody.
Dilution: 1:200



IHC-P analysis of human cancer tissue section using JX10004 ALIX antibody.

Dilution: 1:200



IHC-P analysis of human cancer tissue section using JX10004 ALIX antibody.

Dilution: 1:200

